

Name of the Company :CIGNITI TECHNOLOGIES LTD (FORMERLY CHAKKILAM INFOTECH LTD)

Scrip Code:534758		CIGNITI TECHNOLOGIES LTD ,EQUITY	
Quarter Ended: DEC'2013			
Partly Paid-up Shares:	No.of Partly Paid-up Shares:	As a % of total No. of partly paid-up Shares	As a % of total No. of shares of the company
Held by promoter/promoter group	0	0	0
Held by Public	0	0	0
TOTAL:	0	0	0
Outstanding Convertible Securites:	No. of outstanding Securities	As a % of total No. of outstanding convertible securities	As a % of total No. of shares of the company, assuming full conversion of the convertible securities
Held by promoter/promoter group	0	0	0
Held by Public	0	0	0
TOTAL:	0	0	0
Warrants:	No. of Warrants	As a % of total No. of Warrants	As a % of total No. of shares of the company, assuming full conversion of warrants
Held by promoter/promoter group	0	0	0
Held by Public	0	0	0
TOTAL:	0	0	0
Total paid-up capital of the company, assuming full conversion of warrants and convertible securities	20815000		

For Cigniti Technologies Limited


 Managing Director

Statement Showing Shareholding Pattern									
Category code	Category of Shareholder	Number of Shareholders	Table (I)(a)		Total shareholding as a percentage of total number of shares		Shares Pledged or otherwise encumbered		
			Total number of shares	Number of shares held in dematerialized form	As a percentage of (A+B) ¹	As a percentage of (A+B+C)	Number of shares	As a percentage	
			(I)	(II)	(III)	(IV)	(V)	(VI)	(VII)
(A)	Shareholding of Promoter and								
1	Indian								
(a)	Individuals/ Hindu Undivided Family	3	5904039	5904039	28.36	28.36		0.00	
(b)	Central Government/ State Government(s)	0	0	0	0.00	0.00	0	0.00	
(c)	Bodies Corporate	0	0	0	0.00	0.00	0	0.00	
(d)	Financial Institutions/ Banks	0	0	0	0.00	0.00	0	0.00	
(e)	Any Others(Specify)	0	0	0	0.00	0.00	0	0.00	
	Sub Total(A)(1)	3	5904039	5904039	28.36	28.36	0	0.00	
2	Foreign								
a	Individuals (Non-Residents Individuals/ Foreign Individuals)	3	6045557	6045557	29.04	29.04	0	0.00	
b	Bodies Corporate	0	0	0	0.00	0.00	0	0.00	
c	Institutions	0	0	0	0.00	0.00	0	0.00	
d	Qualified Foreign Investor	0	0	0	0.00	0.00	0	0.00	
e	Any Others(Specify)	0	0	0	0.00	0.00	0	0.00	
	Sub Total(A)(2)	3	6045557	6045557	29.04	29.04	0	0.00	
	Total Shareholding of Promoter	6	11949596	11949596	57.41	57.41	0	0.00	
(B)	Public shareholding								
1	Institutions								
(a)	Mutual Funds/ UTI	0	0	0	0.00	0.00	0	0.00	
(b)	Financial Institutions / Banks	0	0	0	0.00	0.00	0	0.00	
(c)	Central Government/ State Government(s)	0	0	0	0.00	0.00	0	0.00	
(d)	Venture Capital Funds	0	0	0	0.00	0.00	0	0.00	
(e)	Insurance Companies	0	0	0	0.00	0.00	0	0.00	
(f)	Foreign Institutional Investors	0	0	0	0.00	0.00	0	0.00	
(g)	Foreign Venture Capital Investors	0	0	0	0.00	0.00	0	0.00	
(h)	Qualified Foreign Investor	0	0	0	0.00	0.00	0	0.00	
(i)	Any Other (specify)	0	0	0	0.00	0.00	0	0.00	
	Sub-Total (B)(1)	0	0	0	0.00	0.00	0	0.00	
B 2	Non-institutions								
(a)	Bodies Corporate	56	638053	638053	3.07	3.07	0	0.00	
(b)	Individuals								
i	Individuals -i. Individual shareholders holding nominal share capital up to Rs 1 lakh	1295	1651614	1421354	7.93	7.93	0	0.00	
ii	Individual shareholders holding nominal share capital in excess of Rs. 1 lakh.	142	5760145	4017725	27.67	27.67	0	0.00	
(c)	Qualified Foreign Investor	0	0	0	0.00	0.00	0	0.00	
(d)	Any Other (specify)								
(d-i)	Non Resident Individuals	11	785908	31697	3.78	3.78	0	0.00	
(d-ii)	Clearing Members	21	29684	29684	0.14	0.14	0	0.00	
	Sub-Total (B)(2)	1525	8865404	6138513	42.59	42.59	0	0.00	
(B)	Total Public Shareholding (B)= (B)(1)+(B)(2)	1525	8865404	6138513	42.59	42.59	0	0.00	
	TOTAL (A)+(B)	1531	20815000	18088109	100.00	100.00	0	0.00	
(C)	Shares held by Custodians and against which Depository Receipts have been issued								
1	Promoter and Promoter Group	0	0	0	0	0.00	0	0.00	
2	Public	0	0	0	0	0.00	0	0	
	Sub-Total (C)	0	0	0	0	0	0	0	
	GRAND TOTAL (A)+(B)+(C)	1531	20815000	18088109	0	100.00	0	0.00	

For Cigniti Technologies Limited


C. V. Anurag

Managing Director

Sr.No	Notes
1	
2	
3	
4	
5	
6	
7	
8	
9	
10	

Nil

For Cigniti Technologies Limited



Managing Director

(I)(b) Statement showing holding of securities (including shares, warrants, convertible securities) of persons belonging to the category "Promoter and Promoter Group"

Sr. No.	Name of the shareholder	Details of Shares held		Encumbered shares (*)			Details of warrants		Details of convertible securities		Total shares (including underlying shares assuming full conversion of warrants and convertible securities) as a % of diluted share capital
		Number of shares held	As a % of grand total (A)+(B)+(C)	No.	As a percentage	As a % of grand total (A)+(B)+(C) of sub-clause (I)(a)	Number of warrants held	As a % total number of warrants of the same class	Number of convertible securities held	As a % total number of convertible securities of the same class	
(I)	(II)	(III)	(IV)	(V)	(VI)=(V)/(III)*100	(VII)	(VIII)	(IX)	(X)	(XI)	(XII)
1	PENNAM SAPNA	3769000	18.11	0	0.00	0.00	0	0	0	0	18.11
2	C V SUBRAMANYAM	2576736	12.38	0	0.00	0.00	0	0	0	0	12.38
3	CHAKKILAM SRIKANTH	2500000	12.01	0	0.00	0.00	0	0	0	0	12.01
4	KUKUNURU KUMAR BAPUJI	2029000	9.75	0	0.00	0.00	0	0	0	0	9.75
5	C RAJESHWARI	827303	3.97	0	0.00	0.00	0	0	0	0	3.97
6	PENNAM SUDHAKAR	247557	1.19	0	0.00	0.00	0	0	0	0	1.19
TOTAL		11949596	57.41	0	0.00	0.00	0	0	0	0	57.41

(*) The term "encumbrance" has the same meaning as assigned to it in regulation 28(3) of the SAST Regulations, 2011

For Cigniti Technologies Limited

C. V. Subramanyam
Managing Director

(l)(c)(ii) Statement showing holding of securities (including shares, warrants, convertible securities) of persons (together with PAC) belonging to the category "Public" and holding more than 5% of the total number of shares of the company

Sr. No.	Name(s) of the shareholder(s) and the Persons Acting in Concert (PAC) with them	Number of shares	Shares as a percentage of total number of shares (i.e., Grand Total (A)+(B)+(C) indicated in Statement at para (l)(a) above)	Details of warrants		Details of convertible securities		Total shares (including underlying shares assuming full conversion of warrants and convertible securities) as a % of diluted share capital
				Number of warrants	As a % total number of warrants of the same class	Number of convertible securities held	% w.r.t total number of convertible securities of the same class	
1	Nil	0	0.00	0	0	0	0	0
	TOTAL	0	0.00	0	0	0	0	0


For Cigniti Technologies Limited

E. V. Subramanya
Managing Director

(Hd) Statement showing details of locked-in shares

Sr. No.	Name of the shareholder	Number of locked-in shares	Locked-in shares as a percentage of total number of shares (i.e., Grand Total (A)+(B)+(C) indicated in Statement at para (H)(a) above)
1	CHAKKILAM VENKATA SUBRAMANYAM	2373342	11.40
2	CHAKKILAM SRIKANTH	1750000	8.41
3	C RAJESWARI	624600	3.00
4	VENKATA RAO PENNAM	554600	2.66
5	KUKUNURU KUMAR BAPUJI	439140	2.11
6	PENNAM SAPNA	439140	2.11
7	KING MAHENDRA ALLADI	346937	1.67
8	MANOHAR REDDY MAYALURI	346937	1.67
9	PENNAM SUDHAKAR	247557	1.19
10	C V SUBRAMANYAM	203394	0.98
11	C RAJESHWARI	202703	0.97
12	P VENKAT RAO	200000	0.96
13	KAIROS TECHNOLOGIES PRIVATE LIMITED	154000	0.74
14	B SUNDARA RAO	153100	0.74
15	SRIVALLI KONAKALLA	100000	0.48
16	MADHAVI GRANDHI	100000	0.48
17	KAIROS TECHNOLOGIES PVT LTD	100000	0.48
18	SANJAY JUPUDI	80000	0.38
19	CHINTALA SAI KUMAR	77000	0.37
20	MARKILA URMILA	65400	0.31
21	VISWANADHAM JUPUDI	50000	0.24
22	KALYANA RAO KONDA	40000	0.19
23	SREEDEVI SEGU	38460	0.18
24	BBNMV PRASAD	38450	0.18
25	RAJASEKHAR R KARAWALIA	37711	0.18
26	GAJAWADA SAMPATH KUMAR	30770	0.15
27	RAJA SEKHAR NEERAVATI	30000	0.14
28	K CH SUBBARAO	25000	0.12
29	K RAMADEVI	25000	0.12
30	POLEPALLI SWATHI KRISHNA	23080	0.11
31	RAGHAVENDAR GANGISHETTY	23070	0.11
32	D ANAND	21540	0.10
33	C SRINIVASA RAO	20135	0.10
34	S AKHIL REDDY	20000	0.10
35	NARANGI DEVI	20000	0.10
36	CHILUKURU. SHILPA	16920	0.08
37	JAIPAL REDDY BANDI	15500	0.07
38	APARNA KOPPULA	15500	0.07
39	RADHIKA VEMURI	15500	0.07
40	RAJESH CHILUKURU	15380	0.07
41	KRISHNA CHAITANYA	15380	0.07
42	KAWALPREET KAUR	15084	0.07
43	NAGARAJ PALURU	13070	0.06
44	KRISHNA VAGDEVI	12300	0.06
45	SAVITRI PALURU	11530	0.06
46	SRINIVASA RAO GUDAPATI	11500	0.06
47	URMILA MARKILA	11000	0.05
48	INDUKURI MADHAVI NAGA LAKSHMI	10770	0.05
49	RAHUL GOEL	10000	0.05
50	MEHJABEEN SHALAM	10000	0.05
51	MEHJABEEN SHALAM	10000	0.05
52	SURESHCHAND JAIN	10000	0.05
53	NITTALA LAKSHMINARAYANA	9230	0.04
54	KSVS KRISHNA	8500	0.04
55	CHINTALA DIVYA	7700	0.04
56	T RAMA KRISHNA	7700	0.04
57	SAIRAMPRA BHU VEDAM	7560	0.04
58	SRINIVASA B RAO	7542	0.04
59	URMILA MARKILA	7500	0.04
60	AKHIL REDDY SANIVARAPU	7000	0.03
61	M SUBRAMANYAM	5400	0.03
62	SHARADA CHINTALA	5385	0.03
63	SRINIVAS RAO CHINTALA	5385	0.03
64	CHINTALA SURESH KUMAR	5385	0.03
65	NAGA DEVI CHINTALA	5385	0.03
66	SUNITHA DEVATHA	5385	0.03
67	VENKATESHWAR RAO DEVATA	5385	0.03
68	KARUNA VEMPALA	5000	0.02
69	G ANJANEYA VARAPRASAD	5000	0.02
70	KISHOR KARNATI	5000	0.02
71	SHARADA CHINTALA	5000	0.02
72	ANUSHA KARNATI	5000	0.02
73	D VANKATESWARA RAO	5000	0.02
74	CHINTALA SURESH KUMAR	5000	0.02
75	NAGADEVI CHINTALA	5000	0.02
76	VENKATESWARAO BUDDIGA	3630	0.02
77	KIRAN KUMAR KARNATI	3500	0.02
78	RAVINDER RAO KOMIRISHETTY	3070	0.01
79	K RAMA DEVI	2900	0.01
80	SRIVALLI KONAKALLA	2500	0.01
81	PIDATHALA RAVI KUMAR REDDY	2000	0.01
82	B SUNDARA RAO	2000	0.01
83	SAIRAM PRABHU VEDAM	2000	0.01
84	KARICARLA SUJATHA	2000	0.01
85	C V RAMANA	1550	0.01
86	BOGGARAPU RADHA	1550	0.01
87	VISWANADHAM JUPUDI	1040	0.00
88	RADHIKA ACHANTA	1000	0.00
89	MADHAVI GRANDHI	1000	0.00
90	KIRAN KUMAR KARNATI	500	0.00
91	K. YAGNA PRASAD	400	0.00
92	BEHATA SUNDARA RAO	200	0.00
93	RAJA SEKHAR NERAVATI	100	0.00
	TOTAL	9391882	45.12

For Cigniti Technologies Limited




Managing Director

(II)(a) Statement showing details of Depository Receipts (DRs)

Sr. No.	Type of outstanding DR (ADRs, GDRs, SDRs, etc.)	Number of outstanding DRs	Number of shares underlying outstanding DRs	Shares underlying outstanding DRs as a percentage of total number of shares (i.e., Grand Total (A)+(B)+(C) indicated in Statement at para (II)(a) above)
1	Nil	0	0	0.00
	TOTAL	0	0	0.00

For Cigniti Technologies Limited




Managing Director

(II)(b) Statement showing holding of Depository Receipts (DRs), where underlying shares held by "promoter/promoter group" are in excess of 1% of the total number of shares

Sr. No.	Name of the DR Holder	Type of outstanding DR (ADRs, GDRs, SDRs, etc.)	Number of shares underlying outstanding DRs	Shares underlying outstanding DRs as a percentage of total number of shares (i.e., Grand Total (A)+(B)+(C) indicated in Statement at para (I)(a) above)
1	Nil	0	0	0.00
TOTAL	Nil	0	0	0.00

For Cigniti Technologies Limited



Managing Director